

MUR220

PRV : 200 Volts
Io : 2.0 Amperes

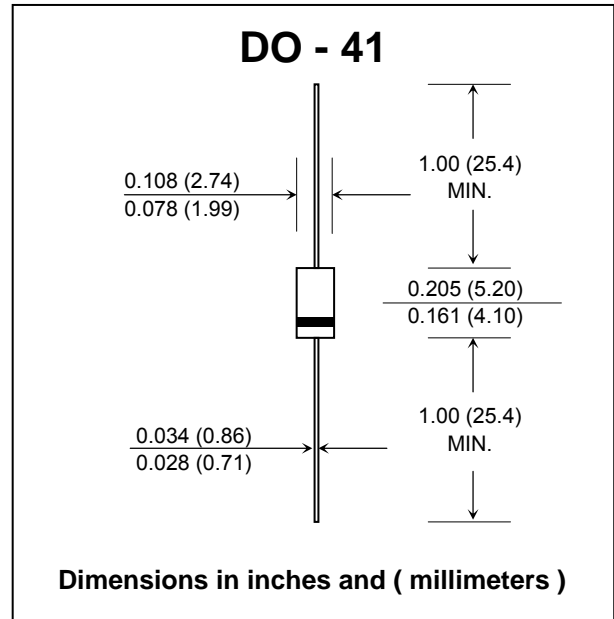
FEATURES :

- * Ultrafast Recovery Time 25 ns
- * 175 °C Operating Junction Temperature
- * Low Forward Voltage
- * Low Leakage Current
- * Pb / RoHS Free

MECHANICAL DATA

- * Case : DO-41 Molded plastic
- * Epoxy : UL94V-0 rate flame retardant
- * Lead : Axial lead solderable per MIL-STD-202, Method 208
- * Polarity : Color band denotes cathode end
- * Mounting position : Any
- * Weight : 0.339 gram

ULTRAFAST RECTIFIER



MAXIMUM RATINGS AND ELECTRICAL CHARACTERISTICS

Rating at 25 °C ambient temperature unless otherwise specified.

RATING	SYMBOL	VALUE	UNIT
Maximum Repetitive Peak Reverse Voltage	V_{RRM}	200	V
Maximum Working Reverse Voltage	V_{RWM}	200	V
Maximum DC Blocking Voltage	V_{DC}	200	V
Maximum Average Forward Current (Note 1) @ Ta = 90 °C	$I_{F(AV)}$	2.0	A
Maximum Non-repetitive Peak Forward Surge Current (Surge applied at rated load condition, halfwave, single phase, 60 Hz)	I_{FSM}	35	A
Maximum Instantaneous Forward Voltage (Note 1) ($I_F = 2.0 A, T_J = 25 C^\circ$) ($I_F = 2.0 A, T_J = 150 C^\circ$)	V_F	0.95 0.75	V
Maximum Instantaneous Reverse Current (Note 1) (Rated DC Voltage, $T_J = 25 \text{ }^\circ\text{C}$) (Rated DC Voltage, $T_J = 150 \text{ }^\circ\text{C}$)	I_R $I_{R(H)}$	2.0 50	μA
Maximum Reverse Recovery Time ($I_F = 0.5A, I_R = 1A ; I_{rr} = 0.25 A$)	T_{rr}	25	ns
Operating Junction and Storage Temperature Range	T_J, T_{STG}	- 65 to + 175	°C

Note : (1) Pulse Test : Pulse Width = 300 μs , Duty Cycle $\leq 2.0\%$

RATING AND CHARACTERISTIC CURVES (MUR220)

FIG. 1 - CURRENT DERATING

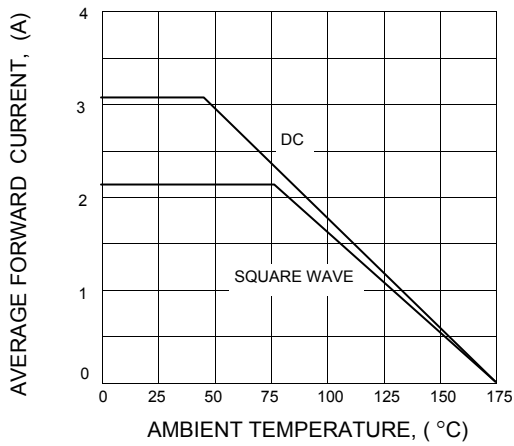


FIG. 2 - POWER DISSIPATION

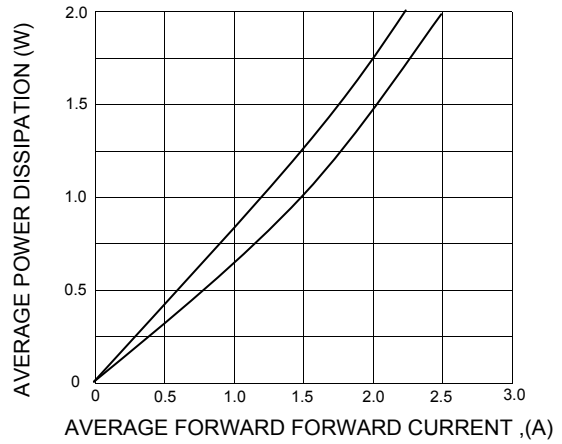


FIG. 3 - MAXIMUM FORWARD VOLTAGE

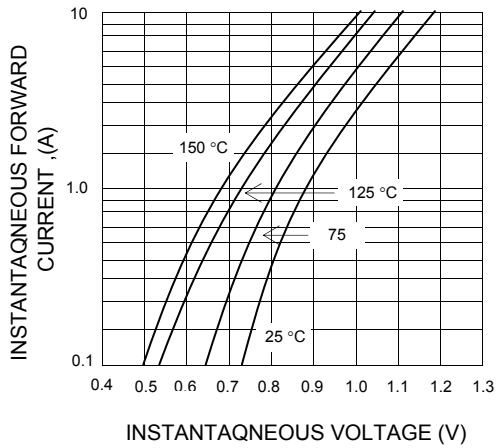


FIG. 4 - TYPICAL REVERSE CURRENT

